REVISION					
ZONE	REV	DESCRIPTION	DATE	CHANGED BY	APPROVED
	E	ECO-15845	6/26/2026	TDUFRENE	GUTTADAURO

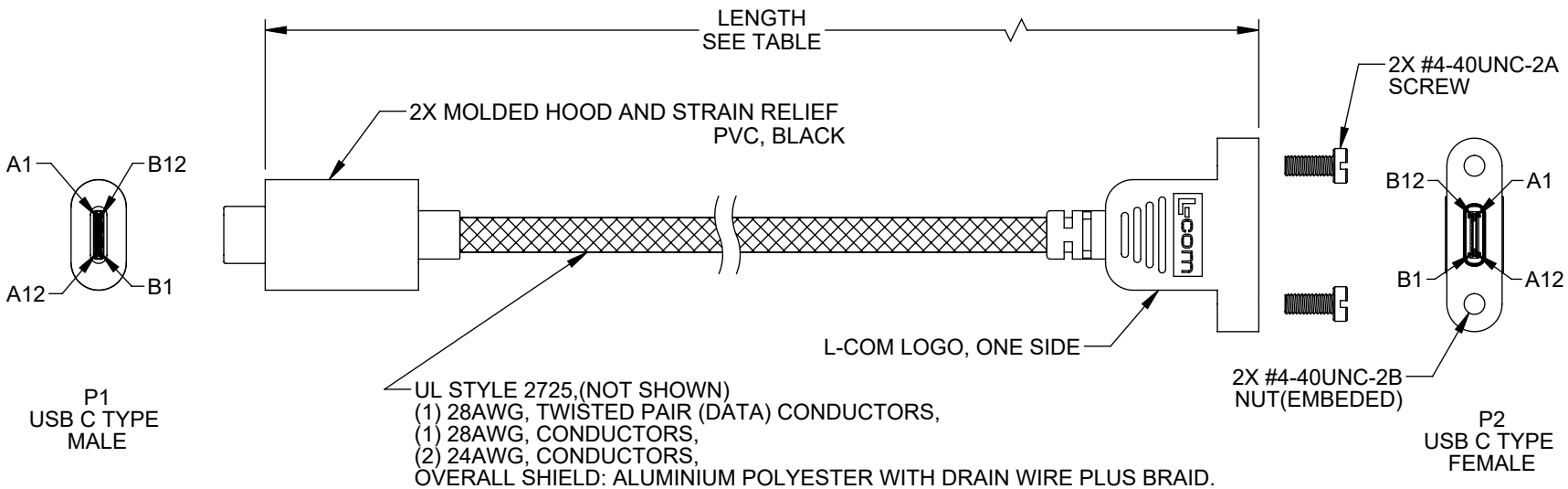

PART NUMBER	LENGTH	
	METERS	FEET
U3A00057-03M	0.3	0.98
U3A00057-05M	0.5	1.64
U3A00057-1M	1.0	3.28
U3A00057-2M	2.0	6.56
U3A00057-3M	3.0	9.84

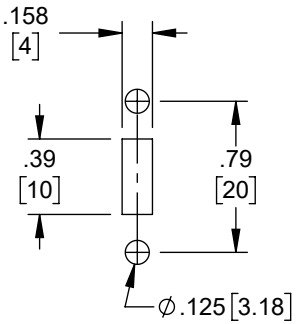

RECOMMENDED
PANEL CUTOUT

WIRING MAP

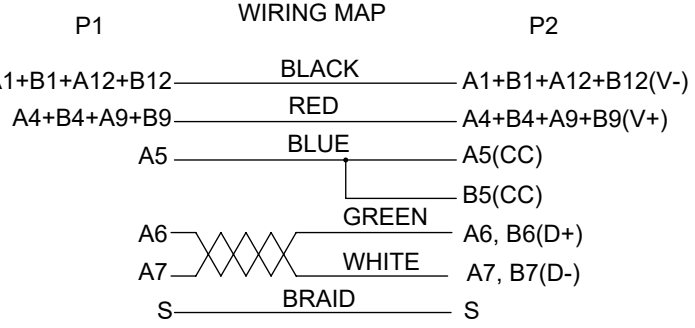

NOTES:

1. CABLE ASSEMBLY SHALL BE TESTED FOR CONTINUITY.
   VOLTAGE TEST: DC 300V 10ms;
   INSULATION RESISTANCE: 10.0M OHM/MIN;
   CONDUCTANCE RESISTANCE: 5.0 OHM/MAX.

2. COMPONENT SHALL BE INDIVIDUALLY PACKAGED IN
   ACCORDANCE WITH L-COM SPECIFICATION LSP-010.

REGULATORY COMPLIANCE:
EU RoHS DIRECTIVE (MOST RECENT RELEASED VERSION)

THE INFORMATION CONTAINED IN THIS DRAWING IS THE SOLE PROPERTY OF INFINITE ELECTRONICS, INC. ANY REPRODUCTION IN PART OR WHOLE WITHOUT THE WRITTEN PERMISSION OF INFINITE ELECTRONICS, INC. IS PROHIBITED. THESE COMMODITIES, TECHNOLOGY OR SOFTWARE WERE EXPORTED FROM THE UNITED STATES IN ACCORDANCE WITH THE EXPORT ADMINISTRATION REGULATIONS. DIVERSION CONTRARY TO U.S. LAW PROHIBITED.

UNLESS OTHERWISE SPECIFIED
LEADING DIMENSIONS ARE INCHES
DIMENSIONS IN [ ] ARE MILLIMETERS
TOLERANCES:
.X = ±.2 [5] | FRACTIONS ± 1/32
.XX = ±.02 [0.5] | ANGLES ± 1°
.XXX = ±.005 [0.13]
CABLE LENGTH TOLERANCES:
≤12 [305] = +1 [25] / -0
>12 [305] ≤ 60 [1524] = +2 [51] / -0
>60 [1524] ≤ 120 [3048] = +4 [102] / -0
>120 [3048] ≤ 300 [7620] = +6 [152] / -0
>300 [7620] = +5% / -0
CABLE LENGTH TOL IAW IPC A-620
ALL DIMENSIONS ARE FOR REFERENCE ONLY AND SUBJECT TO CHANGE WITHOUT NOTICE.
UN-DIMENSIONED/NON-CRITICAL FEATURES MAY VARY IN SIZE AND LOCATION
COLORS MAY VARY

L-com®
an INFINITE company
Website: www.L-com.com
Phone: 1.800.341.5266 | 1.978.682.6936

INTERPRET ALL DIMENSIONS AND TOLERANCES PER ASME Y14.5

SCALE	SHEET
NONE	1 OF 1

DESCRIPTION: CA USB-C PNL/USB-CM

SIZE	CAGE CODE	DRAWN BY	ITEM NO.	REV
A	43321	JYOU	U3A00057	E

LC DS Rev-E Asize