MPO w/ pins to MPO no pins, 24 Fiber, Type B, 9/125µm SMF OS2, OFNP Jacket, 10 Meter



MPMF24SMBP-10

Features

- MPO Male (w/pins) to MPO Female (w/o pins)
- Single Mode 9/125µm OS2 Fiber
- 24 Fiber
- Type B Polarity (Key Up, Key Up)
- OFNP Plenum-rated Jacket

Applications

- LAN
- Server Farms
- Voice/Video/Data
- Ethernet

Description

L-com's MPMF24SMBP-10 is a fiber optic patch cable assembly that is suitable for Ethernet, LAN, server farms, and voice/video/data applications. This yellow fiber optic cable is equipped with MPO (w/ pins) male to MPO (w/o pins) female connectors. Our patch cable assembly has a type B (key up, key up) polarity. This fiber optic cable assembly is available in a length of 10 meters.

This MPO (w/ pins) male to MPO (w/o pins) female cable comes with a single mode OS2 fiber and has a fiber diameter of 9/125µm. The MPMF24SMBP-10 fiber optic patch cable from L-com features an OFNP-rated jacket. Our fiber optic cable assembly can be customized in different lengths to fit specific installation needs, ensuring efficient network management in high-density setups without compromising delivery time or quality. Additional dimensions, specifications, and CAD drawings for this cable can be found on its downloadable PDF datasheet.

L-com has one of the largest in-stock selections of fiber optic patch cables for international and domestic orders. Make your online purchase right now to take advantage of our same-business-day shipping. We are committed to delivering excellent service to support our customers in maintaining the continuity and reliability of their networks. For further information on similar products, our expert technical support and knowledgeable sales team can help you get the ideal single mode OS2 fiber optic cable for your requirements.

Configuration

Function	Patch
Cable Type	Base-24 Single Mode
Mode	Single Mode
Mode Class	OS2
Fiber Diameter	9/125 µm
Connection 1 Type	MPO (w/ pins)
Connection 1 Gender	Male
Connection 1 Polish	APC
Connection 2 Type	MPO (w/o pins)
Connection 2 Gender	Female
Connection 2 Polish	APC
Cable Color	Yellow

Optical Specifications

Description	Minimum	Typical	Maximum	Units
Return Loss - MPO	60			dB

© 2026 Infinite Electronics, Inc. L-com is a registered trademark of Infinite Electronics, Inc.

MPO w/ pins to MPO no pins, 24 Fiber, Type B, 9/125µm SMF OS2, OFNP Jacket, 10 Meter



MPMF24SMBP-10

Optical Specifications

Description	Minimum	Typical	Maximum	Units
Insertion Loss - MPO			0.5	dB

Mechanical Specifications

Cable Assembly

Length	10 m [393.70 in]
Width/Diameter	3 mm

Cable

Cable Type	Patch
Polarity	Type B
Static Bend Radius	30 mm
Dynamic Bend Radius	60 mm
Max Crush Resistance, Short Term (N/100mm)	500
Max Crush Resistance, Long Term (N/100mm)	100

Connectors

Description	Connector 1	Connector 2
Type	MPO (w/ pins) Male	MPO (w/o pins) Female
Connector Polish	APC	APC

Environmental Specifications

Operating Range Temperature	0 to +60 deg C
Storage Range Temperature	-20 to +60 deg C
Ingress Protection (IP) Rating	Non-Rated

Compliance Certifications (see product page for current document)

Plotted and Other Data

Notes:

© 2026 Infinite Electronics, Inc. L-com is a registered trademark of Infinite Electronics, Inc.

MPO w/ pins to MPO no pins, 24 Fiber, Type B, 9/125µm SMF OS2, OFNP Jacket, 10 Meter



MPMF24SMBP-10

Typical Performance Data

How to Order

Part Number Configuration: **MPMF24SMBP** **-XX** **UU**

- UU — Unit of Measure: F = Feet, <blank> = Meters
- -XX — Lengths
- MPMF24SMBP — Base Number

Example: MPMF24SMBP-12 = 12 meters long cable
MPMF24SMBP-10F = 10 feet long cable

MPO w/ pins to MPO no pins, 24 Fiber, Type B, 9/125µm SMF OS2, OFNP Jacket, 10 Meter from L-com has same day shipment for domestic and International orders. Our portfolio includes coaxial cable assemblies, connectors, adapters and custom products as well as lightning and surge protectors, NEMA rated enclosures, and an RF product line which includes antennas, amplifiers, passive, and active components.

URL: https://www.l-com.com/mpo-w-pins-to-mpo-no-pins-24-fiber-type-b-9-125-smf-os2-ofnp-10-meter-mpmf24smbp-10

The information contained within this document is accurate to the best of our knowledge and representative of the part described herein. It may be necessary to make modifications to the part and/or the documentation of the part in order to impliment improvements. L-com reserves the right to make such changes as required. Unless otherwise stated, all specifications are nominal. L-com does not make any representation or warranty regarding the suitability of the part described herein for any particular purpose, and L-com does not assume liability arising out of the use of any part or document.

© 2026 Infinite Electronics, Inc. L-com is a registered trademark of Infinite Electronics, Inc.

MPMF24SMBP-10 CAD Drawing

MPO w/ pins to MPO no pins, 24 Fiber, Type B, 9/125µm SMF OS2, OFNP Jacket, 10 Meter

REVISION					
ZONE	REV	DESCRIPTION	DATE	CHANGED BY	APPROVED
	C	ECO-15269	6/10/2026	KGLEBOVA	REVANGELIS

WIRING MAP TYPE B			
MPO FIBER	COLOR	J1	J2
1	BLUE	1	24
2	ORANGE	2	23
3	GREEN	3	22
4	BROWN	4	21
5	GRAY	5	20
6	WHITE	6	19
7	RED	7	18
8	BLACK	8	17
9	YELLOW	9	16
10	VIOLET	10	15
11	ROSE	11	14
12	AQUA	12	13
13	BLUE	13	12
14	ORANGE	14	11
15	GREEN	15	10
16	BROWN	16	9
17	GRAY	17	8
18	WHITE	18	7
19	RED	19	6
20	BLACK	20	5
21	YELLOW	21	4
22	VIOLET	22	3
23	ROSE	23	2
24	AQUA	24	1
13 - 24 FIBER WITH BLACK BAR			

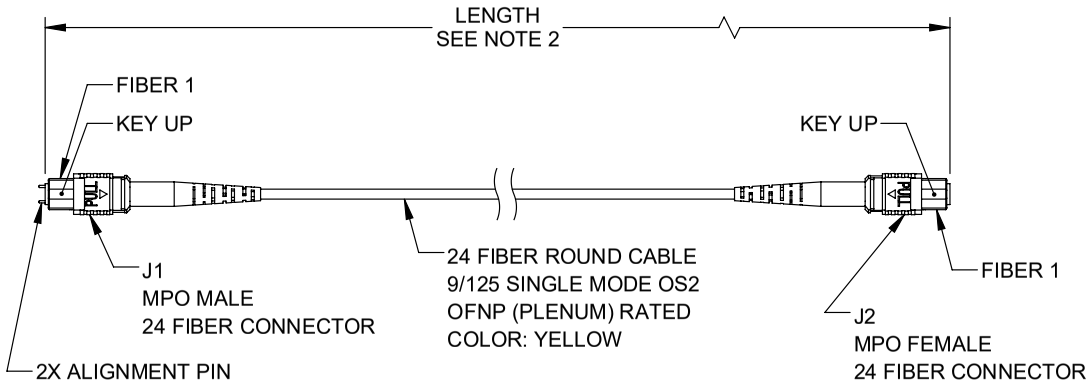

NOTES:

1. ALL CONNECTORS SUPPLIED WITH A DUST CAP INSTALLED (NOT SHOWN).
2. CABLE ASSEMBLY LENGTH DETERMINED BY ITEM PN AND DESCRIPTION.
3. CABLE ASSEMBLY SHALL BE TESTED FOR CONTINUITY.
4. CABLE ASSEMBLY SHALL BE INDIVIDUALLY PACKAGED IAW L-COM SPECIFICATION PS-0031.

THE INFORMATION CONTAINED IN THIS DRAWING IS THE SOLE PROPERTY OF INFINITE ELECTRONICS, INC. ANY REPRODUCTION IN PART OR WHOLE WITHOUT THE WRITTEN PERMISSION OF INFINITE ELECTRONICS, INC. IS PROHIBITED. THESE COMMODITIES, TECHNOLOGY OR SOFTWARE WERE EXPORTED FROM THE UNITED STATES IN ACCORDANCE WITH THE EXPORT ADMINISTRATION REGULATIONS. DIVERSION CONTRARY TO U.S. LAW PROHIBITED.

UNLESS OTHERWISE SPECIFIED
LEADING DIMENSIONS ARE INCHES
DIMENSIONS IN [ ] ARE MILLIMETERS

TOLERANCES:

.X = ±.2 [5] | FRACTIONS ± 1/32
.XX = ±.02 [0.5] | ANGLES ± 1°
.XXX = ±.005 [0.13]

CABLE LENGTH TOLERANCES:

≤12 [305] = +1 [25] / -0
>12 [305] ≤ 60 [1524] = +2 [51] / -0
>60 [1524] ≤ 120 [3048] = +4 [102] / -0
>120 [3048] ≤ 300 [7620] = +6 [152] / -0
>300 [7620] = +5% / -0

ALL DIMENSIONS ARE FOR REFERENCE ONLY AND SUBJECT TO CHANGE WITHOUT NOTICE.
UN-DIMENSIONED/NON-CRITICAL FEATURES MAY VARY IN SIZE AND LOCATION
COLORS MAY VARY

L-COM® an INFINITE brand
Website: www.L-com.com
Phone: 1.800.341.5266 | 1.978.682.6936

INTERPRET ALL DIMENSIONS AND TOLERANCES PER ASME Y14.5

SCALE	SHEET
NONE	1 OF 1

DESCRIPTION: MPO W/ PINS TO MPO NO PINS, 24 FIBER, TYPE B, 9/125 SMF OS2, OFNP JACKET

SIZE	CAGE CODE	DRAWN BY	ITEM NO.	REV
A	43321	DMAY	MPMF24SMBP	C

LC DS Rev-D4 Asize

© 2025 Infinite Electronics, Inc. L-com is a registered trademark of Infinite Electronics, Inc.