THE INFORMATION CONTAINED IN THIS DRAWING IS THE SOLE PROPERTY OF L-COM, INC. ANY REPRODUCTION IN PART OR WHOLE WITHOUT THE WRITTEN PERMISSION OF L-COM, INC. IS PROHIBITED.

REVISIONS			
REV	DESCRIPTION	DATE	APPROVED
A	INITIAL RELEASE	01/19/2023	GUTTADAURO

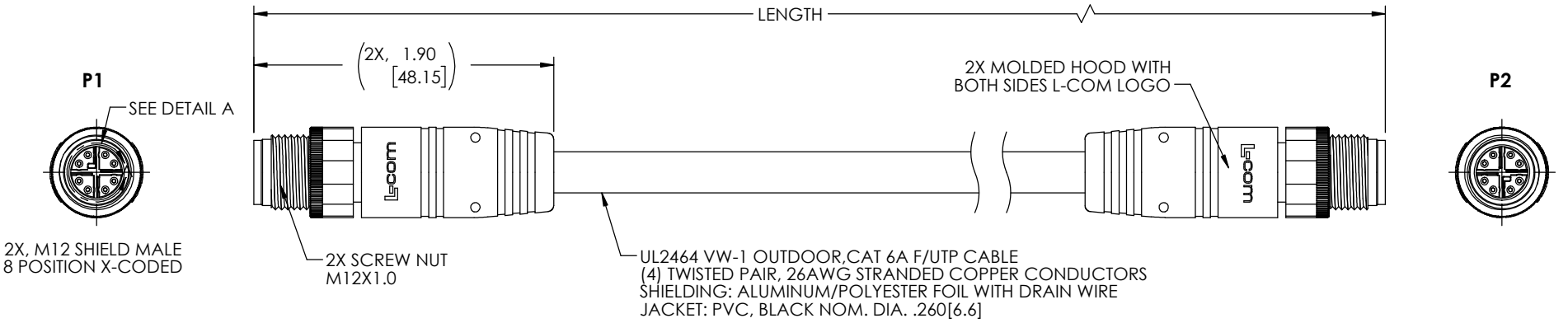

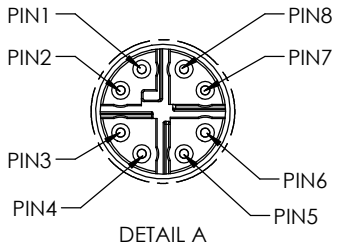

DETAIL A
CONNECTOR PIN ASSIGNMENT

WIRING MAP

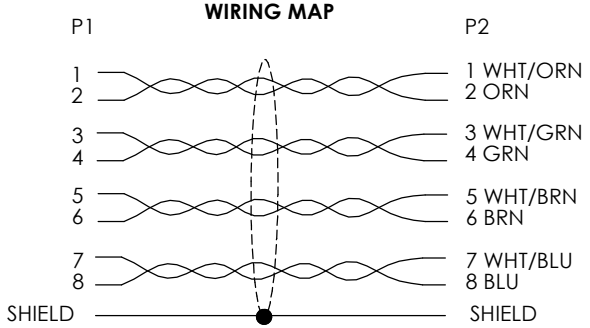

PARTNUMBER	LENGTH	
	METERS	FEET
TRG607-C6B-05M	0.5	1.64
TRG607-C6B-1M	1.0	3.28
TRG607-C6B-2M	2.0	6.56
TRG607-C6B-3M	3.0	9.84
TRG607-C6B-5M	5.0	16.41
TRG607-C6B-10M	10.0	32.81
TRG607-C6B-15M	15.0	49.22

NOTES

MATERIAL:
MOLDED HOOD: PVC, BLACK,UV RESISTANCE
INSULATOR: NYLON, BLACK
SHELL/SCREW NUT: BRASS, NICKEL PLATE
CONTACTS: PHOSPHOR BRONZE, 15" MIN. GOLD PLATE

ELECTRICAL:
VOLTAGE RATING: 48 VAC/VDC
CURRENT RATING: 0.5A

APPLICATION:
INGRESS PROTECTION RATING IS IP67 (MATED).

ENVIRONMENTAL:
OPERATING TEMPERATURE RANGE: -20°C TO +80°C
CABLE JACKET:UV RESISTANCE

MISCELLANEOUS
CABLE ASSEMBLIES TO BE TESTED FOR CONTINUITY
WIRED TO IEC 61076-2-109 STANDARDS
CABLE ASSEMBLY SHALL BE INDIVIDUALLY PACKAGED IN ACCORDANCE WITH L-COM SPECIFICATION PS-0031.

UNLESS OTHERWISE SPECIFIED, DIMENSIONS ARE IN INCHES [mm]
OVERALL CABLE LENGTH TOLERANCE:
≤12 [305] = +1 [25] / -0
>12 [305] ≤60 [1524] = +2 [51] / -0
>60 [1524] ≤120 [3048] = +4 [102] / -0
>120 [3048] ≤300 [7620] = +6 [152] / -0
>300 [7620] = +5% / -0
ALL OTHER DIMENSIONAL TOLERANCES:
.X = ± .2 [5] | FRACTIONS ± 1/32
.XX = ± .02 [.5] | ANGLES ± 1°
.XXX = ± .005 [.13]
THIRD-ANGLE PROJECTION

APPROVALS	DATE
DRAWN BY BZHANG	10/11/22
CHECKED BY DFRISIELLO	10/11/22
APPROVED BY GUTTADAURO	10/11/22

CONFIGURATION DETAILS OF UNDIMENSIONED FEATURES MAY VARY

COLOR VARIATIONS MAY OCCUR

L-com an INFINITE brand
50 High Street, West Mill,
North Andover, MA 01845 USA.
Phone: 1.800.341.5266
1.978.682.6936

CATEGORY
TELECOM/MODULAR

PRODUCT DESCRIPTION
Cat6a M128X M/M F/UTP
26AWG OD PVC BLK

SIZE	CAGE CODE	DWG. NO.	REV.
A	43321	TRG607-C6B	A

SCALE: NONE | CAD FILE: TRG607-C6B.SLDDRW | SHEET 1 OF 1

T-Rev.D